



# 450Mbps High Power Wireless N Router

Boosted Coverage,  
Breaks Through Walls

TL-WR941HP



450Mbps



9dBi Antennas

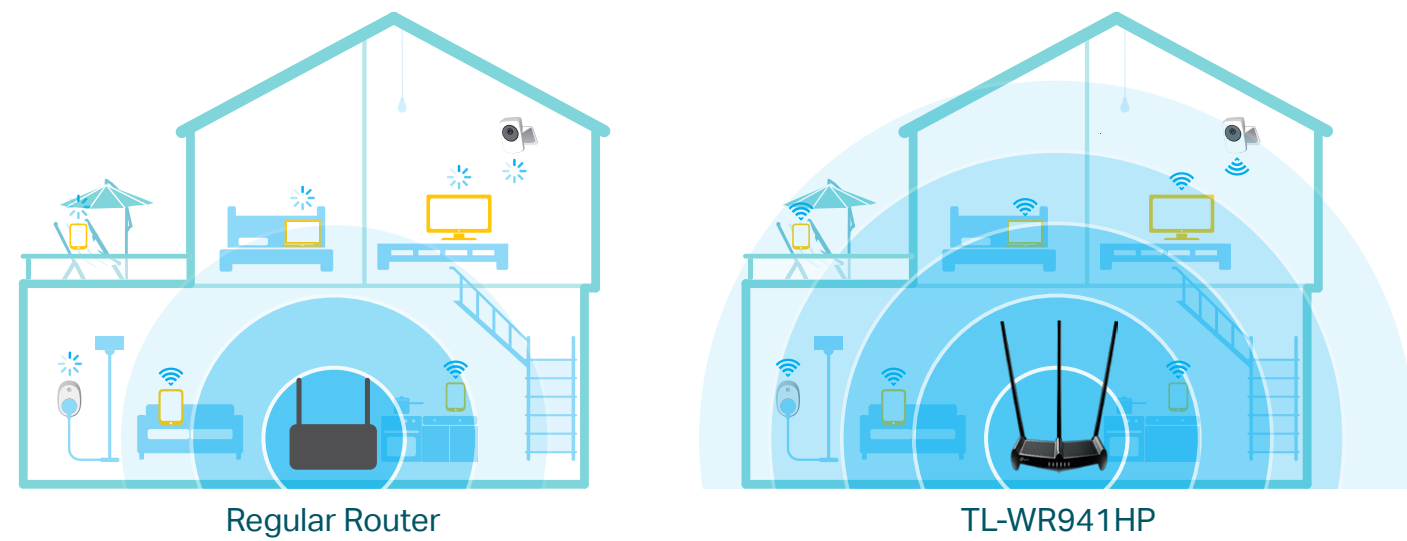


Maximum Range

# Highlights

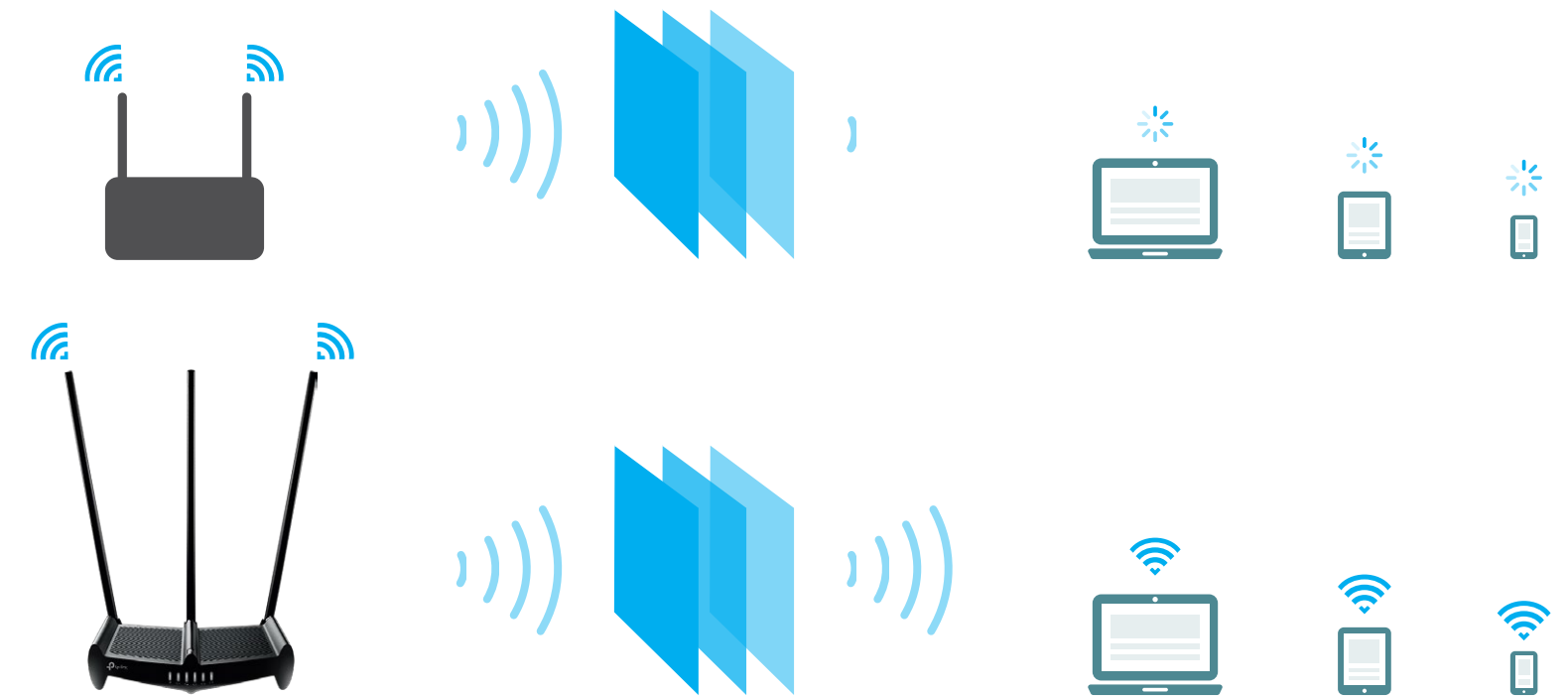
## Superior Coverage

An array of high-powered features provides wireless coverage for broader areas.



## Wall-Breaking Wi-Fi

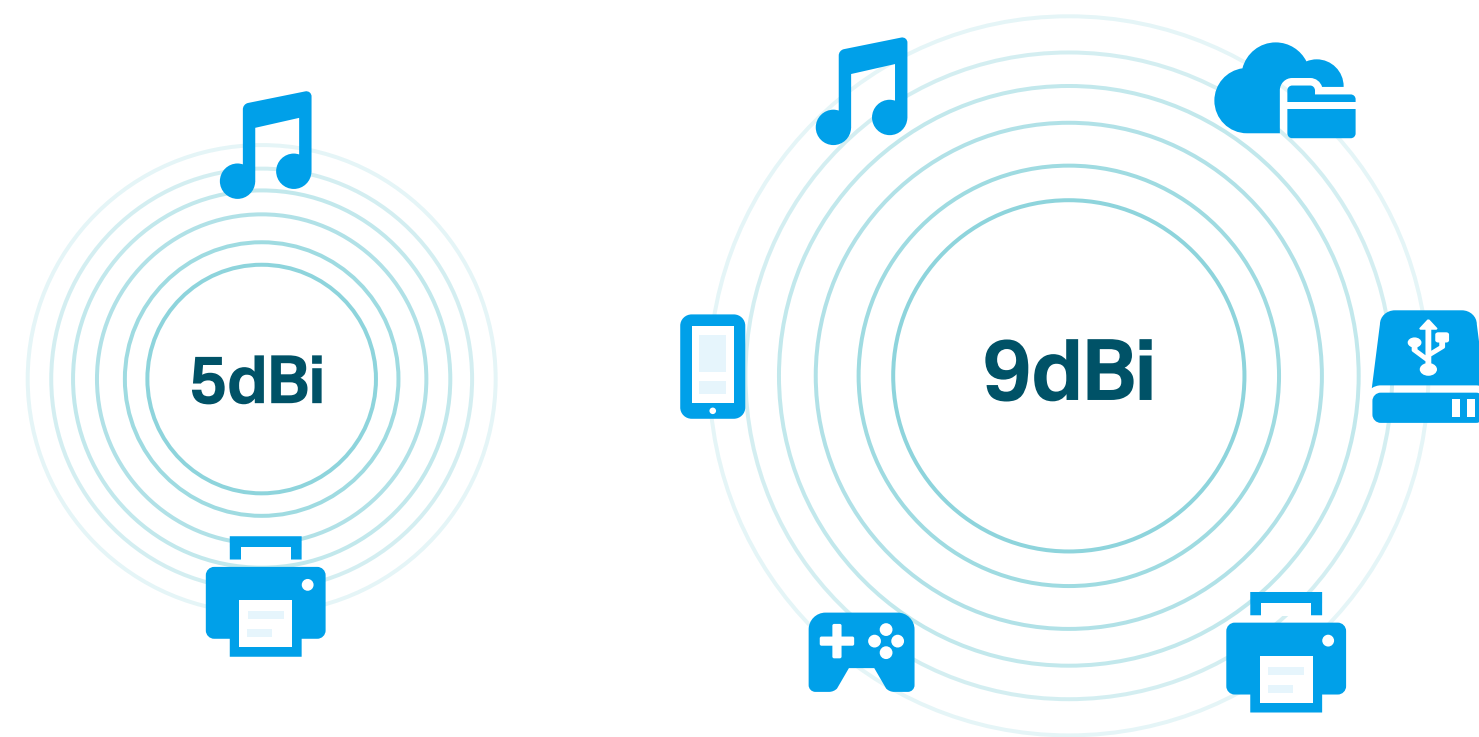
The supercharged wireless signal cuts through walls and other physical barriers, eliminating dead zones for a worry-free Wi-Fi network.



# Highlights

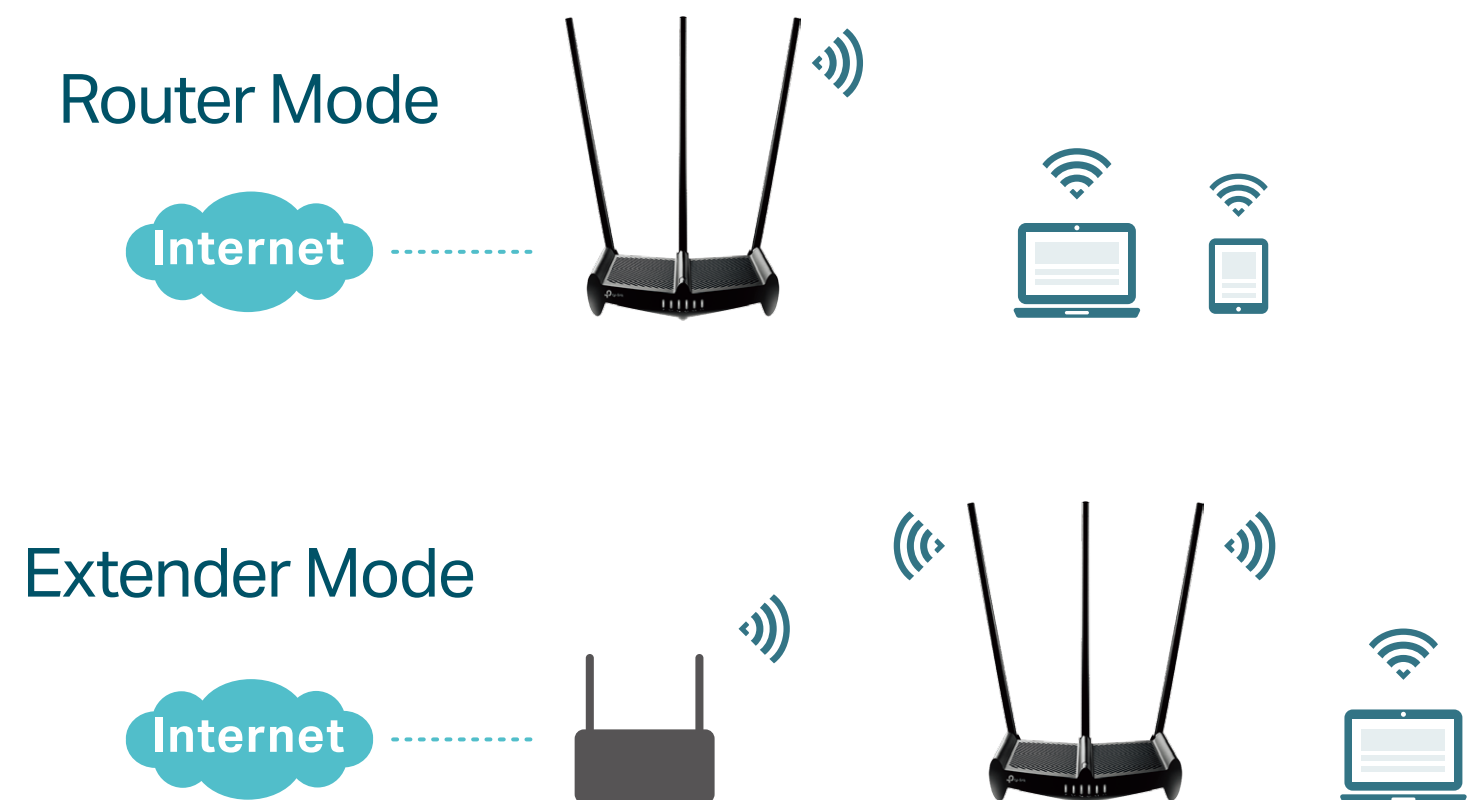
## High-Gain Stability

Three 9dBi antennas make stable connections for reliable Wi-Fi to all your devices.



## Tap into Multi-Mode

The RE Button lets you effortlessly switch between router and extender modes. Access point mode is also available from the web utility or Tether App.




# Features



## Reliability

- **Wireless N Speed** – 450Mbps Wi-Fi speed meets your daily internet needs
- **802.11n** – Backward compatible with 802.11b/g products
- **Easy Bandwidth Management**– QoS allocates necessary speed of each connected device to ensure quality of multimedia streaming



## Ease of Use

- **Intuitive Web UI** – Ensures quick and simple Installation without hassle
- **Fast Encryption** – One-touch WPA wireless security encryption with the WPS button
- **Hassle-free Management with Tether App** – Network management is made easy with the TP-Link Tether App, available on any Android and iOS device



## Security


- **Guest Network** – Keeps your main network secure by creating a separate network for friends and visitors
- **Access Control** – Establishes a whitelist or blacklist to allow or restrict certain devices to access the internet
- **Parental Controls** – Restricts internet access time and contents for children devices
- **Encryptions for Secure Network** – WPA-PSK and WPA2-PSK encryptions provide active protection against security threats



# Specifications

## Hardware

- Ethernet Ports: 4 10/100Mbps LAN Ports, 1 10/100Mbps WAN Port
- Buttons: Power On/Off Button, Wi-Fi On/Off Button, Reset Button, WPS Button, RE Button
- Antennas: Three 9dBi Detachable Antennas
- External Power Supply: 12V/1.5A
- Dimensions (W x D x H): 9.0× 7.5×1.9 in. (228×190×48mm)



## Wireless

- Wireless Standards: IEEE 802.11b/g/n
- Frequency: 2.4GHz
- Signal Rate: 450Mbps
- Transmit Power: CE: < 20dBm, FCC: <30dBm
- Reception Sensitivity:  
2.4GHz:  
450M: -71dBm@10% PER  
216M: -74dBm@10% PER  
130M: -77dBm@10% PER  
54M: -77dBm@10% PER  
11M: -91dBm@8% PER  
6M: -89dBm@10% PER  
1M: -97dBm@8% PER
- Wireless Function: Enable/Disable Wireless Radio, WDS Bridge, WMM, Wireless Statistics
- Wireless Security: 64/128-bit WEP, WPA/WPA2, WPA-PSK/WPA2-PSK encryptions

# Specifications

## Software

- Quality of Service: WMM, Bandwidth Control
- WAN Type: Dynamic IP/Static IP/PPPoE/PPTP(Dual Access)/L2TP(Dual Access)/BigPond
- Management: Access Control, Local Management, Remote Management
- DHCP: Server, DHCP Client List, Address Reservation
- Port Forwarding: Virtual Server, Port Triggering, UPnP, DMZ
- Dynamic DNS: DynDns, NO-IP
- Access Control: Parental Controls, Local Management Control, Host List, White List, Black List
- Firewall Security: DoS, SPI Firewall, IP and MAC Address Binding
- Protocols: IPv4, IPv6
- Guest Network: 2.4GHz guest network

## Others

- Certification:  
CE, FCC, RoHS
- System Requirements:  
Microsoft Windows 98SE/NT/2000/XP/Vista™/7/8/8.1/10, MAC OS, NetWare, UNIX or Linux  
  
Internet Explorer 11, Firefox 12.0, Chrome 20.0, Safari 4.0, or other Java-enabled browser
- Environment:  
Operating Temperature: 0°C~40°C (32°F ~104°F)  
Operating Humidity: 10%~90% non-condensing
- Package Contents  
High Power Wireless Router TL-WR941HP  
Power Supply Unit  
Ethernet Cable  
Quick Installation Guide



For more information, please visit

<http://www.tp-link.com/en/products/details/TL-WR941HP.html>

or scan the QR code left

©2022 TP-Link

\*Maximum wireless signal rates are the physical rates derived from IEEE Standard 802.11 specifications. Actual wireless data throughput and wireless coverage are not guaranteed and will vary as a result of 1) environmental factors, including building materials, physical objects, and obstacles, 2) network conditions, including local interference, volume and density of traffic, product location, network complexity, and network overhead, and 3) client limitations, including rated performance, location, connection, quality, and client condition.

[www.tp-link.com](http://www.tp-link.com)

TP-Link 450Mbps High Power Wireless N Router TL-WR941HP